

Corner radius end mills AX (AX-RV3)

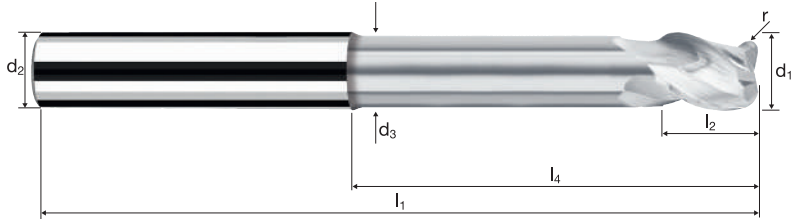
Smooth-edged, version 5xd with neck



HM λ 40°
MG10 γ 20°

G2.5

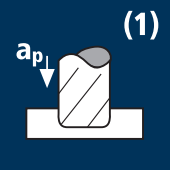

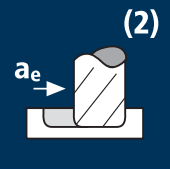

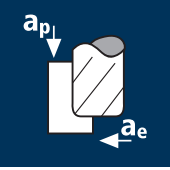

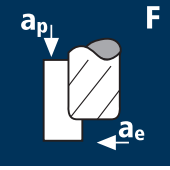



Vario



Roughing **Finishing**

Al Aluminium > 99% | Al Aluminium Alloy | Al Aluminium Cast | Cu Copper | Plastic Thermoplast

										CELERO			
Example: Order-N°.										15585		C15585	
										15585		C15585	
\emptyset Code	d_1 e8	d_2 h6	d_3	l_1	l_2	l_3	l_4	r 0/+0.03	z				
450	10.00	10.00	9.20	91	11.00	46.99	50.00	1.000	3	●	●	●	●
501	12.00	12.00	11.00	106	13.00	56.29	60.00	1.000	3	●	●	●	●
608	16.00	16.00	15.00	129	18.00	75.73	80.00	1.000	3	●	●	●	●
680	20.00	20.00	19.00	151	22.00	95.23	100.00	1.000	3	●	●	●	●
770	25.00	25.00	24.00	182	27.00	119.68	125.00	1.000	3	●	●	●	●
307	6.00	6.00	5.50	66	7.00	28.15	30.00	2.500	3	●	●	●	●
397	8.00	8.00	7.40	76	9.00	37.63	40.00	2.500	3	●	●	●	●
457	10.00	10.00	9.20	91	11.00	46.99	50.00	2.500	3	●	●	●	●
506	12.00	12.00	11.00	106	13.00	56.29	60.00	2.500	3	●	●	●	●
612	16.00	16.00	15.00	129	18.00	75.73	80.00	2.500	3	●	●	●	●
684	20.00	20.00	19.00	151	22.00	95.23	100.00	2.500	3	●	●	●	●
774	25.00	25.00	24.00	182	27.00	119.68	125.00	2.500	3	●	●	●	●
459	10.00	10.00	9.20	91	11.00	46.99	50.00	4.000	3	●	●	●	●
508	12.00	12.00	11.00	106	13.00	56.29	60.00	4.000	3	●	●	●	●
614	16.00	16.00	15.00	129	18.00	75.73	80.00	4.000	3	●	●	●	●
686	20.00	20.00	19.00	151	22.00	95.23	100.00	4.000	3	●	●	●	●
776	25.00	25.00	24.00	182	27.00	119.68	125.00	4.000	3	●	●	●	●

Application	Material	d1 [mm]	z	f _z [mm]	a _p [mm]	a _e [mm]	n=10000 min vf [mm/min]	n=15000 min vf [mm/min]	n=20000 min vf [mm/min]	n=30000 min vf [mm/min]
	Wrought aluminium Construction aluminium 	6.00	3	0.040	4.000	6.000	1200	1800	2400	3600
		8.00	3	0.055	4.500	8.000	1650	2475	3300	4950
		10.00	3	0.070	5.000	10.000	2100	3150	4200	6300
		12.00	3	0.075	5.000	12.000	2250	3375	4500	6750
		16.00	3	0.095	5.000	16.000	2850	4275	5700	8550
		20.00	3	0.115	5.000	20.000	3450	5175	6900	10350
		25.00	3	0.130	5.000	25.000	3900	5850	7800	11700
	Wrought aluminium Construction aluminium 	6.00	3	0.040	4.000	3.600	1200	1800	2400	3600
		8.00	3	0.055	4.500	4.800	1650	2475	3300	4950
		10.00	3	0.070	5.000	6.000	2100	3150	4200	6300
		12.00	3	0.075	5.000	7.200	2250	3375	4500	6750
		16.00	3	0.095	5.000	9.600	2850	4275	5700	8550
		20.00	3	0.115	5.000	12.000	3450	5175	6900	10350
		25.00	3	0.130	5.000	15.000	3900	5850	7800	11700
	Wrought aluminium Construction aluminium 	6.00	3	0.040	6.000	3.600	1200	1800	2400	3600
		8.00	3	0.055	6.800	4.800	1650	2475	3300	4950
		10.00	3	0.070	7.500	6.000	2100	3150	4200	6300
		12.00	3	0.075	7.500	7.200	2250	3375	4500	6750
		16.00	3	0.095	7.500	9.600	2850	4275	5700	8550
		20.00	3	0.115	7.500	12.000	3450	5175	6900	10350
		25.00	3	0.130	7.500	15.000	3900	5850	7800	11700
	Wrought aluminium Construction aluminium 	6.00	3	0.010	6.000	0.200	300	450	600	900
		8.00	3	0.015	6.800	0.250	450	675	900	1350
		10.00	3	0.020	7.500	0.300	600	900	1200	1800
		12.00	3	0.025	7.500	0.350	750	1125	1500	2250
		16.00	3	0.030	7.500	0.500	900	1350	1800	2700
		20.00	3	0.035	7.500	0.600	1050	1575	2100	3150
		25.00	3	0.040	7.500	0.750	1200	1800	2400	3600
	Wrought aluminium Construction aluminium 	6.00	3	0.090	0.450	0.450	2700	4050	5400	8100
		8.00	3	0.120	0.500	0.500	3600	5400	7200	10800
		10.00	3	0.155	0.450	0.450	4650	6975	9300	13950
		12.00	3	0.165	0.500	0.500	4950	7425	9900	14850
		16.00	3	0.210	0.600	0.600	6300	9450	12600	18900
		20.00	3	0.255	0.750	0.750	7650	11475	15300	22950
		25.00	3	0.285	0.800	0.800	8550	12825	17100	25650